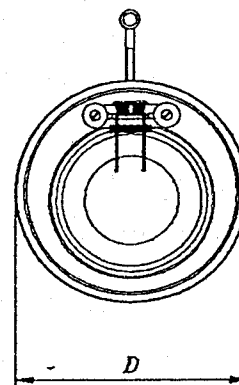
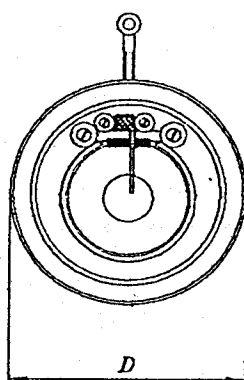
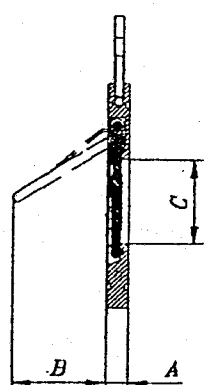


# ASTEC klaff tilbakeslagsventil med fjær

## "CS"



DN 150 -300  
har to fjærer

DN MM INCH	A	B	C	D	D	D	D	D	KG / STK
				PN 6	PN 10	PN 16	PN 25	ANSI 150	
32 1 1/4	14	20	17	78	84	84	84	76	0,6
40 1 1/2	14	30	22	88	95	95	95	86	0,7
50 2	14	35	32	98	109	109	109	105	0,9
65 2 1/2	14	48	40	118	129	129	129	124	1,2
80 3	14	60	54	134	144	144	144	137	1,5
100 4	18	78	70	154	164	164	164	175	2,4
125 5	18	98	92	184	195	195	195	197	3,4
150 6	20	117	112	209	220	220	220	222	4,6
200 8	22	160	154	264	275	275	275	279	7,5
250 10	32	200	200	319	330	332	343	339	15,3
300 12	38	235	240	375	380	387	403	409	23

### Minimum åpningstrykk ( mbar )

DN	DN 32 : DN 150	DN 200 : DN 300
<i>Flow Direction</i>		
Horizontal Open 10° →	13	15
Horizontal Open 30° →	19	25
Horizontal Open 60° →	23	32
Vertical Uphill ↑	26	35
Vertical Downhill ↓	10	10

Lagerføres i Oslo : Dim, f.o.m. DN 50 t.o.m. DN 200 med EPDM gummitetning

*Astec A.S.*